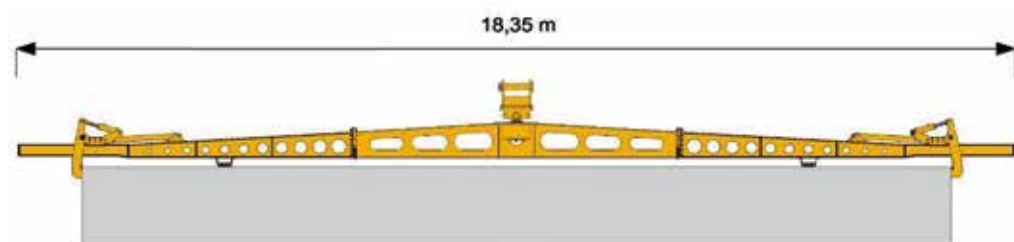




## HYDRAULIC LIFTING BEAM\*



\*ON CUSTOMER'S DEMAND




## DOLLY TUBE TRANSPORT\*



\*ON CUSTOMER'S DEMAND



## PULLING EQUIPMENT\* (FOR CROSSING ROADS)

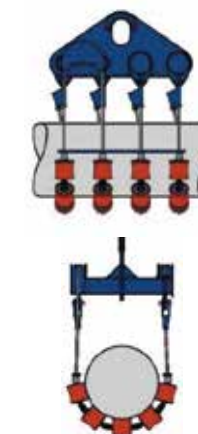


\*ON CUSTOMER'S DEMAND



## ROLI CRADLES\*

MODEL	PIPE DIAMETER		MAX. LIFTING CAP.	
	inches	mm	lbs	kg
6" - 12"	6" - 12"	168 - 304	13.227	6.000
12" - 24"	12" - 24"	304 - 610	30.865	14.000
24" - 36"	24" - 36"	610 - 910	44.093	20.000
36" - 48"	36" - 48"	910 - 1220	66.139	40.000
48" - 60"	48" - 60"	1220 - 1520	110.231	50.000



\*SPECIAL SIZE AND SPECIAL LIFTING CAPACITY ON CUSTOMER'S DEMAND

